



SHADOW DIAGRAM - 21 JUNE @ 9.00am



SHADOW DIAGRAM - 21 JUNE @ 10.00am



SHADOW DIAGRAM - 21 JUNE @ 9.30am



SHADOW DIAGRAM - 21 JUNE @ 10.30am

# LEGEND

- SHADOWS CAST BY THE PROPOSED RETAIL AND RESIDENTIAL FLOORS ONLY, IN ACCORDANCE WITH THE PLANNING PROPOSAL SCHEME.
- ADDITIONAL SHADOWS CAST BY THE PLANT AND LIFT OVERRUN ABOVE RESIDENTIAL FLOORS ONLY, IN ACCORDANCE WITH THE PLANNING PROPOSAL SCHEME.
- ADDITIONAL SHADOWS CAST BY A 4.0m SERVICES ZONE ABOVE RESIDENTIAL FLOORS, IN ACCORDANCE WITH THE GYDE APPROACH.

**Clarke Hopkins Clarke**  
 www.chc.com.au | studio@chc.com.au | 03 9419 4340  
 NSW Nominated Architect: Jordan Curran (10259)  
 Job No. 230038  
**Ramsgate Woolworths**  
 193-199 Rocky Point Road

Scale 1:1100 @ A3

## Roof Level Core Comparison

02.05.25

**CP50** a



SHADOW DIAGRAM - 21 JUNE @ 11.00am



SHADOW DIAGRAM - 21 JUNE @ 12.00pm



SHADOW DIAGRAM - 21 JUNE @ 11.30am



SHADOW DIAGRAM - 21 JUNE @ 12.30pm

# LEGEND

- SHADOWS CAST BY THE PROPOSED RETAIL AND RESIDENTIAL FLOORS ONLY, IN ACCORDANCE WITH THE PLANNING PROPOSAL SCHEME.
- ADDITIONAL SHADOWS CAST BY THE PLANT AND LIFT OVERRUN ABOVE RESIDENTIAL FLOORS ONLY, IN ACCORDANCE WITH THE PLANNING PROPOSAL SCHEME.
- ADDITIONAL SHADOWS CAST BY A 4.0m SERVICES ZONE ABOVE RESIDENTIAL FLOORS, IN ACCORDANCE WITH THE GYDE APPROACH.

**Clarke Hopkins Clarke**  
 www.chc.com.au | studio@chc.com.au | 03 9419 4340  
 NSW Nominated Architect: Jordan Curran (10259)  
 Job No. 230038  
**Ramsgate Woolworths**  
 193-199 Rocky Point Road

Scale 1:1100 @ A3

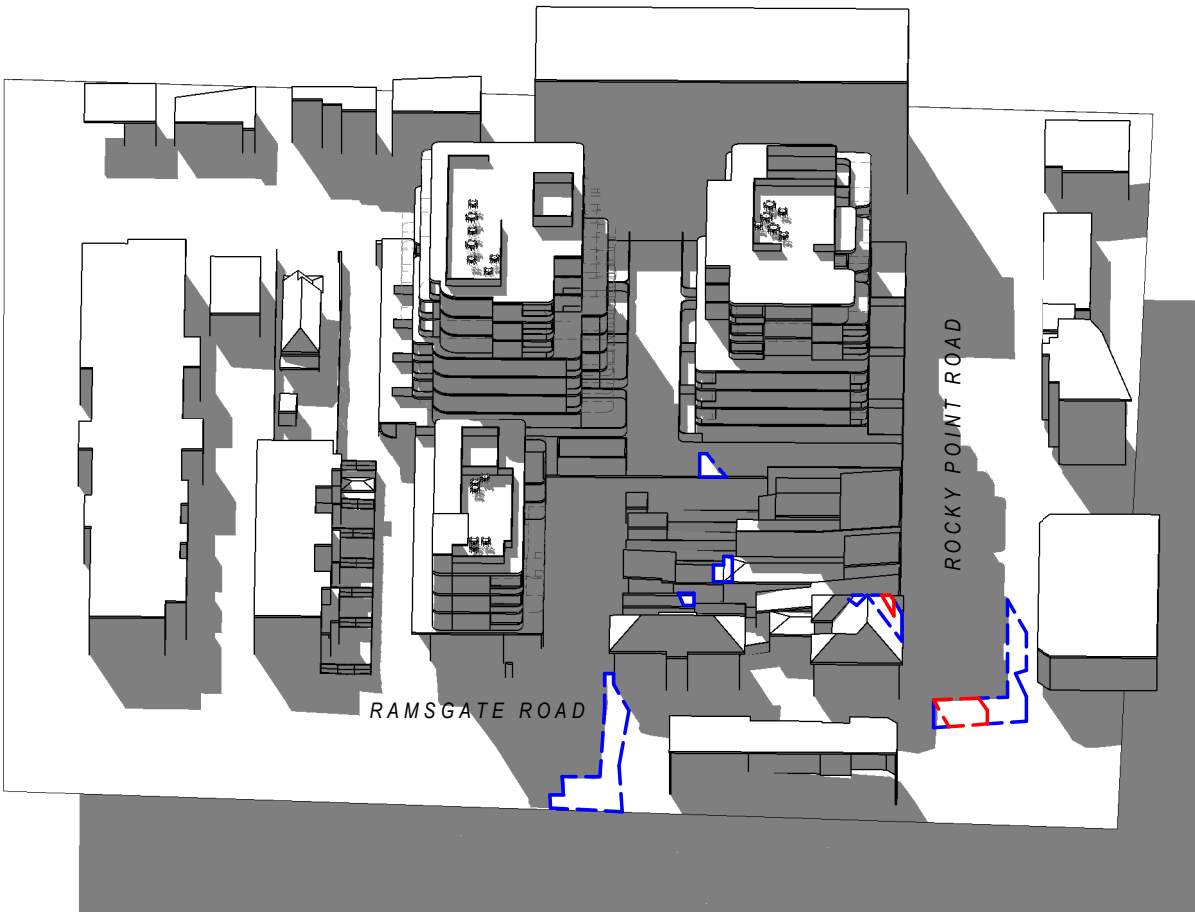
## Roof Level Core Comparison

02.05.25

**CP51** a



SHADOW DIAGRAM - 21 JUNE @ 1.00pm



SHADOW DIAGRAM - 21 JUNE @ 2.00pm






SHADOW DIAGRAM - 21 JUNE @ 1.30pm



SHADOW DIAGRAM - 21 JUNE @ 2.30pm

LEGEND

-  SHADOWS CAST BY THE PROPOSED RETAIL AND RESIDENTIAL FLOORS ONLY, IN ACCORDANCE WITH THE PLANNING PROPOSAL SCHEME.
-  ADDITIONAL SHADOWS CAST BY THE PLANT AND LIFT OVERRUN ABOVE RESIDENTIAL FLOORS ONLY, IN ACCORDANCE WITH THE PLANNING PROPOSAL SCHEME.
-  ADDITIONAL SHADOWS CAST BY A 4.0m SERVICES ZONE ABOVE RESIDENTIAL FLOORS, IN ACCORDANCE WITH THE GYDE APPROACH.

**Clarke  
Hopkins  
Clarke**

www.chc.com.au | studio@chc.com.au | 03 9419 4340

NSW Nominated Architect: Jordan Curran (10259)

Job No. 230038

Ramsgate Woolworths

193-199 Rocky Point Road



Scale 1:1100 @ A3

Roof Level Core  
Comparison

02.05.25

**CP52** a



SHADOW DIAGRAM - 21 JUNE @ 3.00pm

LEGEND

- SHADOWS CAST BY THE PROPOSED RETAIL AND RESIDENTIAL FLOORS ONLY, IN ACCORDANCE WITH THE PLANNING PROPOSAL SCHEME.
- ADDITIONAL SHADOWS CAST BY THE PLANT AND LIFT OVERRUN ABOVE RESIDENTIAL FLOORS ONLY, IN ACCORDANCE WITH THE PLANNING PROPOSAL SCHEME.
- ADDITIONAL SHADOWS CAST BY A 4.0m SERVICES ZONE ABOVE RESIDENTIAL FLOORS, IN ACCORDANCE WITH THE GYDE APPROACH.

Clarke  
Hopkins  
Clarke

www.chc.com.au | studio@chc.com.au | 03 9419 4340  
NSW Nominated Architect: Jordan Curran (10259)  
Job No. 230038  
Ramsgate Woolworths  
193-199 Rocky Point Road



Scale 1 : 1100 @ A3

Roof Level Core  
Comparison

20.09.23